
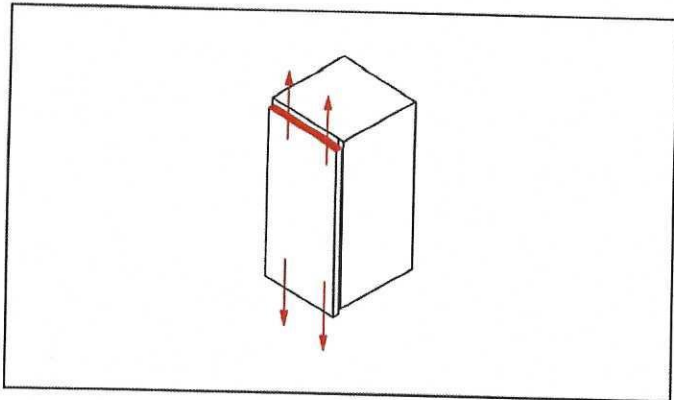

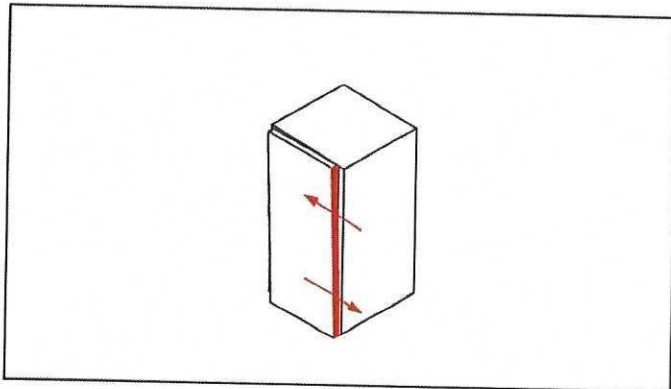



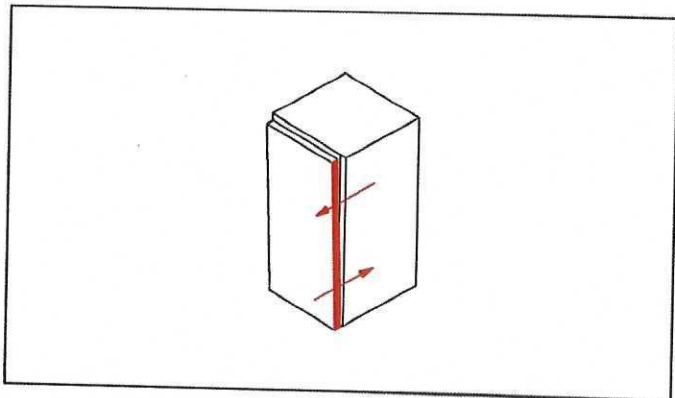
Height adjustment by eccentric cam =  $\pm 1.85 \text{ mm}$  ( $3/32''$ )



Side adjustment by eccentric cam for hinges: CU\_37D\_R - CU\_34D\_R =  $+2.5 \text{ mm}$  ( $3/32''$ ) /  $-1.8 \text{ mm}$  ( $1/16''$ )  
CU\_32D\_R - CU\_3AD\_R - CU\_3CD\_R =  $+3 \text{ mm}$  ( $1/8''$ ) /  $-2 \text{ mm}$  ( $3/32''$ )



Depth adjustment by eccentric cam:  $+ 2.5 \text{ mm}$  ( $+ 3/32$ ) /  $- 0.5 \text{ mm}$  ( $- 1/64''$ )



use a #2 Pozl driver on all screws. See page #15.